

To my daughter "Pat"

A DOZEN A DAY

Many people do exercises every morning before they go to work.

Likewise—we should all give our fingers exercises every day BEFORE we begin our practicing.

The purpose of this book is to help develop strong hands and flexible fingers, and a firm touch.

The finger exercises may be played slowly and softly at first; then gradually faster and louder.

The chord exercises may be played mp, mf, and f, for variation, and at a moderate rate of speed.

Do not try to learn the entire first dozen exercises the first week you study this book! Just learn two or three exercises and do them each day *before* practicing. When these are mastered, add another, then another, and keep adding until the twelve can be played perfectly.

When the first dozen—or Group I has been mastered and perfected—Group II may be introduced in the same manner.

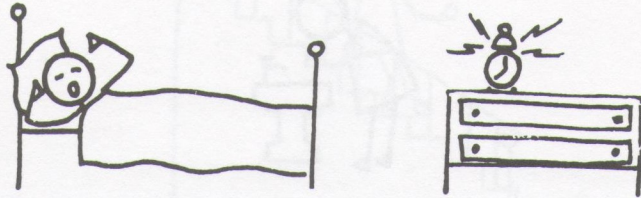
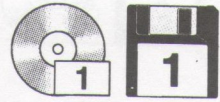
When the entire book is finished, any of the groups may be transposed to different keys. In fact, this should be encouraged.

EDNA-MAE BURNAM

To my daughter "Pat"

Group I

1. Wake up and Stretch




Alarm clock

Stretching

Copyright, MCMLIII, by The Willis Music Co.
International Copyright Secured
Printed in U.S.A.

2. Brushing Teeth





Musical notation system 1. Treble clef, 2/4 time signature. Measure 1: Treble clef has a half note G4 with a finger number '1' above it. Bass clef has a half note G2 with a finger number '5' below it. Measure 2: Treble clef has a half note A4 with a finger number '1' above it. Bass clef has a half note A2 with a finger number '5' below it. Measure 3: Treble clef has a half note B4 with a finger number '3' above it. Bass clef has a half note B2 with a finger number '3' below it. Measure 4: Treble clef has a half note C5 with a finger number '3' above it. Bass clef has a half note C3 with a finger number '3' below it.

Musical notation system 2. Treble clef, 2/4 time signature. Measure 5: Treble clef has a half note D5 with a finger number '2' above it. Bass clef has a half note D2 with a finger number '4' below it. Measure 6: Treble clef has a half note E5 with a finger number '4' above it. Bass clef has a half note E2 with a finger number '2' below it. Measure 7: Treble clef has a half note F5 with a finger number '4' above it. Bass clef has a half note F2 with a finger number '2' below it. Measure 8: Treble clef has a half note G5 with a finger number '4' above it. Bass clef has a half note G2 with a finger number '2' below it.

Musical notation system 3. Treble clef, 2/4 time signature. Measure 9: Treble clef has a half note A5 with a finger number '3' above it. Bass clef has a half note A2 with a finger number '3' below it. Measure 10: Treble clef has a half note B5 with a finger number '5' above it. Bass clef has a half note B2 with a finger number '1' below it. Measure 11: Treble clef has a half note C6 with a finger number '5' above it. Bass clef has a half note C3 with a finger number '1' below it. Measure 12: Treble clef has a half note D6 with a finger number '5' above it. Bass clef has a half note D3 with a finger number '1' below it.

Musical notation system 4. Treble clef, 2/4 time signature. Measure 13: Treble clef has a half note E6 with a finger number '5' above it. Bass clef has a half note E3 with a finger number '1' below it. Measure 14: Treble clef has a half note F6 with a finger number '5' above it. Bass clef has a half note F3 with a finger number '1' below it. Measure 15: Treble clef has a half note G6 with a finger number '5' above it. Bass clef has a half note G3 with a finger number '1' below it. Measure 16: Treble clef has a half note A6 with a finger number '5' above it. Bass clef has a half note A3 with a finger number '1' below it.

3. Going Down Stairs



Musical score for 'Going Down Stairs' in 4/4 time. The score consists of two systems of piano accompaniment. The first system has two staves (treble and bass clef). The second system has two staves (treble and bass clef). Fingerings are indicated by numbers 1-5. A dotted line in the first system indicates a fingering change from 5 to 1. The second system includes a dotted line connecting a note in the treble staff to a note in the bass staff.

4. Chinning Yourself



*Set fingers silent.
Hold down throughout exercise.*

Play entire exercise with thumbs


Musical score for 'Chinning Yourself' in 4/4 time. The score consists of two systems of piano accompaniment. The first system has two staves (treble and bass clef) with a 4/8 time signature. The second system has two staves (treble and bass clef). Fingerings are indicated by the number 1. The exercise is played with thumbs.

5. Walking



Musical score for 'Walking' in 4/4 time. The score consists of two systems of piano accompaniment. The first system has four measures, and the second system has four measures. Fingerings are indicated by numbers 1-5 above or below notes. The melody is primarily eighth-note patterns.

6. Running



Musical score for 'Running' in 6/8 time. The score consists of three systems of piano accompaniment. The first system has two measures, the second system has three measures, and the third system has three measures. Fingerings are indicated by numbers 1-5 above or below notes. The melody features eighth-note patterns with some slurs.


7. Jumping



Musical notation for the first system of '7. Jumping'. It consists of two staves (treble and bass clef) in 4/4 time. The treble staff starts with a '1' above the first measure and a '3' above the third measure. The bass staff starts with a '1' below the first measure and a '3' below the third measure. The music features chords and eighth-note patterns.

Musical notation for the second system of '7. Jumping'. It continues the two-staff format from the first system, ending with a double bar line.


8. Backward Bend



Musical notation for the first system of '8. Backward Bend'. It consists of two staves in 4/4 time. The treble staff has a long slur over four measures. The bass staff has a long slur over four measures. Fingerings are indicated by numbers 1-3 below the notes.

Musical notation for the second system of '8. Backward Bend'. It continues the two-staff format from the first system, ending with a double bar line. Fingerings are indicated by numbers 1-4 below the notes.

9. Flinging Arms Out and Back





Musical score for '9. Flinging Arms Out and Back' in 4/4 time. The score consists of three systems of piano accompaniment. The first system includes fingerings: 1, 2, 3, 5, 3, 2, 3, 3, 3, 3, 3, 3. The second system includes fingerings: 1, 2, 3, 5, 1, 1. The third system includes a fingering: 1.

10. Cartwheels



Musical score for '10. Cartwheels' in 3/4 time. The score consists of two systems of piano accompaniment. The first system includes fingerings: 1, 2, 3, 1, 5, 3. The second system includes fingerings: 1, 5, 4, 2, 1, 4, 1.

11. The Push-Up



Very legato

Musical notation for the first system, including treble and bass clefs, a 4/4 time signature, and fingerings (3, 4, 5, 2, 1, 3, 2, 4) for both hands.

Musical notation for the second system, including treble and bass clefs and a fingering of 3, 1, 5 for the bass line.

Musical notation for the third system, including treble and bass clefs and a fingering of 3, 1, 5 for the bass line.

Musical notation for the fourth system, including treble and bass clefs and a fingering of 3, 1, 5 for the bass line.


12. Fit as a Fiddle and Ready To Go



The musical score is written in 4/4 time and consists of three systems of piano accompaniment. Each system has a treble and bass clef staff. Fingerings are indicated by numbers 1-5 above or below notes. The first system spans two measures. The second system spans three measures. The third system spans three measures and ends with a double bar line. The key signature has one sharp (F#).

Group II

1. Deep Breathing



Musical notation for the first system of 'Deep Breathing'. It consists of two staves, treble and bass clef, in a key signature of one sharp (F#) and a 4/4 time signature. The music features long, sweeping melodic lines with slurs and fermatas, indicating a slow, sustained melody. The bass line provides a simple harmonic accompaniment.

Musical notation for the second system of 'Deep Breathing'. It continues the two-staff format from the first system, maintaining the same key signature and time signature. The melodic lines are still long and sweeping, with slurs and fermatas, and the bass line continues with simple accompaniment.



2. Brushing Teeth



Musical notation for the first system of 'Brushing Teeth'. It consists of two staves, treble and bass clef, in a key signature of one sharp (F#) and a 4/4 time signature. The melody is more rhythmic and active than in the first piece, featuring eighth and sixteenth notes. There are triplets indicated by a '3' over the notes. The bass line is also more rhythmic, with eighth notes and chords.

Musical notation for the second system of 'Brushing Teeth'. It continues the two-staff format from the first system, maintaining the same key signature and time signature. The rhythmic melody and bass line continue, with triplets and various note values.

3. The Broad Jump





Musical notation for the first system of 'The Broad Jump'. It consists of a grand staff with treble and bass clefs. The key signature has one sharp (F#) and the time signature is 4/4. The melody in the treble clef starts with a quarter note G4 (finger 1), followed by a quarter note A4 (finger 3), a quarter note B4 (finger 1), and a quarter note C5 (finger 4). A slur covers these four notes. The bass clef has a whole note G3 (finger 1). A fermata is placed over the final G4 note, with a '5' and a 'p' below it, and a dashed line indicating its duration.

Musical notation for the second system of 'The Broad Jump'. The treble clef melody continues with a quarter note D5 (finger 1), a quarter note E5 (finger 3), a quarter note F#5 (finger 1), and a quarter note G5 (finger 1). A slur covers these four notes. The bass clef has a whole note G3 (finger 5). A fermata is placed over the final G5 note, with a '5' and a 'p' below it, and a dashed line indicating its duration.

Musical notation for the third system of 'The Broad Jump'. The treble clef melody starts with a quarter note G4 (finger 1), followed by a quarter note A4 (finger 3), a quarter note B4 (finger 1), and a quarter note C5 (finger 5). A slur covers these four notes. The bass clef has a whole note G3 (finger 1). A fermata is placed over the final C5 note, with a '5' and a 'p' below it, and a dashed line indicating its duration.

4. Chinning Yourself



*Set fingers silent.
Hold down throughout exercise.*

Musical notation for 'Chinning Yourself'. It consists of a grand staff with treble and bass clefs. The key signature has one sharp (F#) and the time signature is 4/4. The treble clef melody starts with a quarter note G4 (finger 1), followed by a quarter note A4 (finger 2), a quarter note B4 (finger 5), and a quarter note C5 (finger 2). A slur covers these four notes. The bass clef has a whole note G3 (finger 5). The melody continues with a quarter note D5 (finger 4), a quarter note E5 (finger 1), and a quarter note F#5 (finger 4). A slur covers these three notes. The bass clef has a whole note G3 (finger 5).

5. Climbing (in place)




Musical notation for the first system of 'Climbing (in place)'. It consists of a grand staff with a treble and bass clef. The treble clef part has a 4/4 time signature and contains a sequence of eighth notes with fingerings: 1, 2, 3, 1, 2, 3, 1, 3, 1, 3. The bass clef part has a 4/4 time signature and contains a sequence of eighth notes with fingerings: 3, 3, 2, 1, 3, 3, 3, 3, 3, 3.

Musical notation for the second system of 'Climbing (in place)'. It is labeled *A little faster*. The treble clef part has a 4/4 time signature and contains a sequence of eighth notes with fingerings: 1, 2, 3, 4, 1, 1, 1. The bass clef part has a 4/4 time signature and contains a sequence of eighth notes with fingerings: 4, 3, 2, 1, 4, 4, 4.

Musical notation for the third system of 'Climbing (in place)'. It is labeled *Still faster*. The treble clef part has a 4/4 time signature and contains a sequence of eighth notes with fingerings: 1, 2, 3, 4, 5, 1, 5, 1, 5. The bass clef part has a 4/4 time signature and contains a sequence of eighth notes with fingerings: 5, 4, 3, 2, 1, 5, 5, 5, 5, 5, 5.

6. The Splits



Musical notation for 'The Splits'. It consists of a grand staff with a treble and bass clef. The treble clef part has a 4/4 time signature and contains a sequence of eighth notes with fingerings: 1, 4, 1, 4, 1, 4, simile. The bass clef part has a 4/4 time signature and contains a sequence of eighth notes with fingerings: 1, 2, 1, 2, 1, 2, simile. The instruction *Use same finger sets in both hands* is written between the staves. Additional fingerings are shown below the bass staff: 1, 1, 1, 1, 4, 3, 2, 1, 1, 4, 3, 2, simile.

7. O-Leary




One, two, three O - Lear - y Four, five, six O - Lear - y

Seven, eight, nine O - Lear - y Ten, eleven, twelve O - Lear - y. One O - Lear - y two O - Lear - y



three O - Lear - y four. I would like to do O - Lear - y for for - ev - er - more.

8. Leap Frog



Musical notation for 'Leap Frog' featuring piano accompaniment with triplets and slurs.

9. Jump The River




Musical score for 'Jump The River' in 4/4 time. The score consists of two systems of piano accompaniment. The first system has four measures, and the second system has four measures. The right hand plays chords, with a '5' above the first measure of each system. The left hand plays a rhythmic pattern of eighth notes, with triplets indicated by a '3' below the notes.

10. Whirling



Musical score for 'Whirling' in 4/4 time. The score consists of three systems of piano accompaniment. The right hand plays a melodic line with eighth notes and triplets, with fingerings (1, 2, 3) and accents above the notes. The left hand plays a rhythmic pattern of eighth notes, with fingerings (1, 2, 3) and accents below the notes. The final system ends with a whole note chord in the right hand.

11. Going Up Stairs



Musical score for 'Going Up Stairs' in G major, 4/4 time. The score consists of two staves. The right hand (treble clef) plays a melody with fingerings 1, 3, 1, 4, 1, 3, 1, 5, 2, 1. The left hand (bass clef) plays a bass line with fingerings 5, 1, 4, 3, 1, 4, 3, 5, 2. The piece concludes with a double bar line.

12. Fit as a Fiddle and Ready To Go



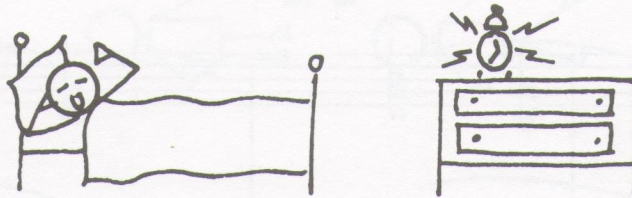
Musical score for 'Fit as a Fiddle and Ready To Go' in G major, 4/4 time. The first system shows the right hand (treble clef) playing a melody with fingerings 1, 3, 1 and the left hand (bass clef) playing chords with fingerings 1, 3, 5.

Musical score for 'Fit as a Fiddle and Ready To Go' in G major, 4/4 time. The second system shows the right hand (treble clef) playing a melody with a fingering of 5 and the left hand (bass clef) playing chords with fingerings 5 and 3.

Musical score for 'Fit as a Fiddle and Ready To Go' in G major, 4/4 time. The third system shows the right hand (treble clef) playing chords and the left hand (bass clef) playing a bass line with fingerings 1, 5, 2.

Group III


1. Wake Up and Stretch




12

8


2. Deep Breathing




3. Jumping Feet Apart and Flinging Arms Out



6. Tip-toe Running (in place)



7. Kicking Right Leg



8. Kicking Left Leg



First system of musical notation for exercise 8. It consists of a grand staff with a treble clef on the top line and a bass clef on the bottom line. The time signature is 4/4. The top line contains a single half note on the middle C line. The bottom line contains a sequence of eighth notes: C4, D4, E4, F4, G4, A4, B4, C5, with fingerings 1, 2, 5, 1, 2, 5 indicated below the notes.

Second system of musical notation for exercise 8. The top line contains a half note on the middle C line. The bottom line contains a sequence of eighth notes: C4, D4, E4, F4, G4, A4, B4, C5, with fingerings 1, 2, 5, 1, 2, 5 indicated below the notes.


9. Jumping Like A Frog (both feet at once)



First system of musical notation for exercise 9. It consists of a grand staff with a treble clef on the top line and a bass clef on the bottom line. The time signature is 4/4. The top line contains a quarter note chord (C4, E4, G4) with a fermata, followed by a quarter rest. The bottom line contains a quarter note chord (C4, E4, G4) with a fermata, followed by a quarter rest. Fingerings 4, 3, 2, 1 are indicated below the first chord.

Second system of musical notation for exercise 9. It consists of a grand staff with a treble clef on the top line and a bass clef on the bottom line. The time signature is 4/4. The top line contains a quarter note chord (C4, E4, G4) with a fermata, followed by a quarter rest. The bottom line contains a quarter note chord (C4, E4, G4) with a fermata, followed by a quarter rest. Fingerings 4, 3, 2, 1 are indicated below the first chord.

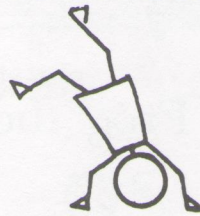
10. Running



Musical notation for the first system of 'Running'. It consists of a grand staff with a treble clef on the top line and a bass clef on the bottom line. The key signature has two sharps (F# and C#) and the time signature is 4/4. The melody in the treble clef features eighth-note patterns with fingerings: 1 3 1, 4 5 4, 1 3, 3 1, 1 3. The bass line features eighth-note patterns with fingerings: 5, 3, 2 1 2 3 1, 5, 3, 1.

Musical notation for the second system of 'Running'. It continues the grand staff from the first system. The treble clef melody has eighth-note patterns with fingerings: 3 4 5. The bass line continues with eighth-note patterns.

11. Cartwheels



Musical notation for the first system of 'Cartwheels'. It consists of a grand staff with a treble clef on the top line and a bass clef on the bottom line. The key signature has two sharps (F# and C#) and the time signature is 4/4. The right hand (R.H.) has a triplet of eighth notes (1 3 5) and a triplet of eighth notes (5 3 1). The left hand (L.H.) has a triplet of eighth notes (5 3 1) and a triplet of eighth notes (1 3 5). Fingerings are indicated for both hands.

Musical notation for the second system of 'Cartwheels'. It continues the grand staff from the first system. The right hand (R.H.) has a triplet of eighth notes (5 3 1) and a triplet of eighth notes (1 3 5). The left hand (L.H.) has a triplet of eighth notes (5 3 1) and a triplet of eighth notes (1 3 5). Fingerings are indicated for both hands.

12. Fit as a Fiddle and Ready To Go




The first system of musical notation consists of two staves. The upper staff is in treble clef with a key signature of two sharps (F# and C#) and a 4/4 time signature. It begins with a quarter note on G5 (marked with a '5' above it), followed by a quarter note on F#5 (marked with a '2' above it), and then a half note on E5 (marked with a '5' above it) that is part of a slur covering the next four notes: D5, C#5, B4, and A4. The lower staff is in bass clef with the same key signature and time signature, starting with a whole note chord of G2, B1, and D2, followed by two whole note chords of G2, B1, and D2.

The second system of musical notation consists of two staves. The upper staff is in treble clef with a key signature of two sharps and a 4/4 time signature. It starts with a whole note chord of G4, B4, and D5 (marked with '5 4 3' above it), followed by a whole note chord of G4, B4, and D5 (marked with '5' above it), and then a half note on E5 (marked with a '5' above it) that is part of a slur covering the next four notes: D5, C#5, B4, and A4. The lower staff is in bass clef with the same key signature and time signature, starting with a whole note chord of G2, B1, and D2, followed by a half note on G2 (marked with a '1' below it) that is part of a slur covering the next four notes: F#2 (marked with a '1' below it), E2 (marked with a '2' below it), D2 (marked with a '1' below it), and C#2 (marked with a '2' below it). This is followed by a half note on B1 (marked with a '3' below it), a half note on A1 (marked with a '4' below it), a half note on G1 (marked with a '3' below it), and a whole note on F#1 (marked with a '5' below it).

The third system of musical notation consists of two staves. The upper staff is in treble clef with a key signature of two sharps and a 4/4 time signature. It starts with a whole note chord of G4, B4, and D5 (marked with '5 4 2' above it), followed by a whole note chord of G4, B4, and D5, and then a whole note chord of G4, B4, and D5. The lower staff is in bass clef with the same key signature and time signature, starting with a whole note chord of G2, B1, and D2, followed by a half note on G2 (marked with a '1' below it) that is part of a slur covering the next four notes: F#2 (marked with a '1' below it), E2 (marked with a '2' below it), D2 (marked with a '1' below it), and C#2 (marked with a '1' below it). This is followed by a half note on B1 (marked with a '1' below it) and a whole note on A1 (marked with a '1' below it).

Group IV

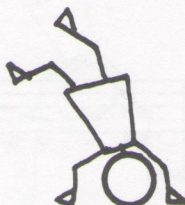

1. Deep Breathing



Musical notation for the first system of 'Deep Breathing'. It consists of a grand staff with a treble and bass clef. The right hand (R.H.) plays a series of chords in the treble clef, while the left hand (L.H.) plays a simple melodic line in the bass clef. A dotted line with an '8' indicates an 8-measure rest for the right hand. A large slur encompasses the first two measures of the right hand.

Musical notation for the second system of 'Deep Breathing'. It continues the grand staff from the first system. The right hand (R.H.) plays chords, and the left hand (L.H.) plays a melodic line. A dotted line with an '8' indicates an 8-measure rest for the right hand. A large slur encompasses the first two measures of the right hand.


2. Cartwheels



Musical notation for the first system of 'Cartwheels'. It consists of a grand staff with a treble and bass clef. The right hand (R.H.) plays a melodic line in the treble clef, while the left hand (L.H.) plays a rhythmic accompaniment in the bass clef. Fingerings '1' and '5' are indicated for the left hand, and '5' is indicated for the right hand. A large slur encompasses the first two measures of the right hand.


Musical notation for the second system of 'Cartwheels'. It continues the grand staff from the first system. The right hand (R.H.) plays a melodic line, and the left hand (L.H.) plays a rhythmic accompaniment. A large slur encompasses the first two measures of the right hand.

3. Walking On Stilts




Musical notation for 'Walking On Stilts' featuring a treble and bass clef staff. The treble staff contains a sequence of notes with fingerings 5 1, 5 1, and 5 1 above the first three notes. The bass staff contains a sequence of notes with fingerings 1 5, 1 5, and 1 5 below the first three notes. The piece concludes with a double bar line.

4. Walking a Tightrope



Musical notation for 'Walking a Tightrope' featuring a treble and bass clef staff. The treble staff has fingerings 3-1 and 2-1 above each note. The bass staff has fingerings 2-1 and 3-1 below each note. A central instruction reads: *Use same finger sets in both hands*. The piece concludes with a double bar line.

5. Chinning Yourself



*Set fingers silent.
Hold down throughout exercise.*

Musical notation for exercise 5. It consists of two staves (treble and bass clef) in 4/4 time. The melody in the treble clef is: C4 (quarter), D4 (quarter), E4 (quarter), F4 (quarter), G4 (quarter), A4 (quarter), B4 (quarter), C5 (quarter), B4 (quarter), A4 (quarter), G4 (quarter), F4 (quarter), E4 (quarter), D4 (quarter), C4 (quarter). The bass clef accompaniment is: C3 (quarter), D3 (quarter), E3 (quarter), F3 (quarter), G3 (quarter), A3 (quarter), B3 (quarter), C4 (quarter), B3 (quarter), A3 (quarter), G3 (quarter), F3 (quarter), E3 (quarter), D3 (quarter), C3 (quarter). Fingerings are indicated above and below notes.

6. Going Up and Down a Rope




Going up

Musical notation for exercise 6, 'Going up'. It consists of two staves in 4/4 time. The melody in the treble clef is: C4 (quarter), D4 (quarter), E4 (quarter), F4 (quarter), G4 (quarter), A4 (quarter), B4 (quarter), C5 (quarter), B4 (quarter), A4 (quarter), G4 (quarter), F4 (quarter), E4 (quarter), D4 (quarter), C4 (quarter). The bass clef accompaniment is: C3 (quarter), D3 (quarter), E3 (quarter), F3 (quarter), G3 (quarter), A3 (quarter), B3 (quarter), C4 (quarter), B3 (quarter), A3 (quarter), G3 (quarter), F3 (quarter), E3 (quarter), D3 (quarter), C3 (quarter). Fingerings are indicated above and below notes.

Going down

Musical notation for exercise 6, 'Going down'. It consists of two staves in 4/4 time. The melody in the treble clef is: C5 (quarter), B4 (quarter), A4 (quarter), G4 (quarter), F4 (quarter), E4 (quarter), D4 (quarter), C4 (quarter), B4 (quarter), A4 (quarter), G4 (quarter), F4 (quarter), E4 (quarter), D4 (quarter), C4 (quarter). The bass clef accompaniment is: C3 (quarter), D3 (quarter), E3 (quarter), F3 (quarter), G3 (quarter), A3 (quarter), B3 (quarter), C4 (quarter), B3 (quarter), A3 (quarter), G3 (quarter), F3 (quarter), E3 (quarter), D3 (quarter), C3 (quarter). Fingerings are indicated above and below notes.

7. Skipping




Musical score for 'Skipping' in 4/4 time. It consists of two systems of piano accompaniment. The first system has two staves (treble and bass clef) with fingerings 1-5 in the right hand and 5-4-3-2-1-2-3-4 in the left hand. The second system continues the piece with similar fingerings: 1-2-3-4-5-4-3-2-1 in the right hand and 5-4-3-2-1-2-3-4-5 in the left hand.

8. Running




Musical score for 'Running' in 4/4 time, marked with a key signature of one sharp (F#). It consists of three systems of piano accompaniment. The first system has two staves with a treble clef and a bass clef, both with a sharp sign. The second system continues the piece with similar notation. The third system concludes the piece with a final chord in the right hand.

9. Turning Right Leg Around In a Circle



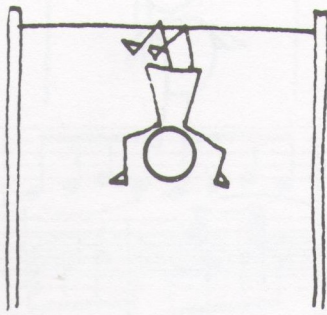
R.H. *Hold thumb down*
R.H.

10. Turning Left Leg Around In a Circle



L.H. *Hold thumb down*
L.H.

11. Hanging By Your Knees



Musical score for 'Hanging By Your Knees' in 4/4 time. The score consists of two staves: a treble clef staff and a bass clef staff. The treble staff contains a melody with notes marked with '5' and '1'. The bass staff contains a bass line with notes marked with '5' and '1'. The piece concludes with a double bar line and repeat dots.

12. Fit as a Fiddle and Ready To Go




Musical score for 'Fit as a Fiddle and Ready To Go' in 4/4 time. The score consists of two staves: a treble clef staff and a bass clef staff. The key signature has one sharp (F#). The treble staff features a melody with triplets and a '1' marking. The bass staff features a bass line with triplets and a '5' marking. The piece concludes with a double bar line and repeat dots.

Musical score for 'Fit as a Fiddle and Ready To Go' in 4/4 time. The score consists of two staves: a treble clef staff and a bass clef staff. The key signature has one sharp (F#). The treble staff features a melody with triplets and markings '2' and '5'. The bass staff features a bass line with triplets and markings '2' and '5'. The piece concludes with a double bar line and repeat dots.

Group V

1. Deep Breathing





Musical score for 'Deep Breathing' in 4/4 time, featuring piano accompaniment with chords and eighth-note patterns. The score is divided into two systems. The first system contains four measures, and the second system contains four measures. The key signature has two flats (B-flat and E-flat). The piece concludes with a 4/2 time signature change in the final measure of the second system.

2. Sliding Down A Pole (a little bit at a time)



Musical score for 'Sliding Down A Pole (a little bit at a time)' in 4/4 time, featuring piano accompaniment with eighth-note patterns. The score is divided into two systems. The first system contains three measures, and the second system contains five measures. The key signature has two flats (B-flat and E-flat). Fingerings are indicated with numbers 1 and 5. The piece concludes with a 4/2 time signature change in the final measure of the second system.



3. Chinning Yourself



Set fingers silent.
Hold down throughout exercise.

1 2 1 2 1 2 1 2

4. Cartwheels



R.H.

R.H.

L.H.

L.H.


R.H.

L.H.

R.H.

L.H.

5. Bicycle Exercise





Musical notation for the first system of 'Bicycle Exercise'. It consists of two staves (treble and bass clef) with a 4/4 time signature. The melody in the treble clef features a sequence of eighth-note triplets starting on G5, moving down to E4. The bass clef accompaniment features a sequence of eighth-note triplets starting on G4, moving down to E3. Fingerings are indicated with numbers 1-5.

Musical notation for the second system of 'Bicycle Exercise'. It continues the melody and accompaniment from the first system, maintaining the eighth-note triplet pattern in both hands.

Musical notation for the third system of 'Bicycle Exercise'. The piece concludes with a final chord in the treble clef and a sustained note in the bass clef.



6. The Splits



Musical notation for the first system of 'The Splits'. It features a single staff with a treble clef and a 4/4 time signature. The melody consists of eighth notes with various accidentals (sharps and flats) and fingerings (1, 2, 3). The bass clef part consists of a single line of eighth notes with similar accidentals and fingerings.

Musical notation for the second system of 'The Splits'. It continues the single-staff melody and bass line from the first system, ending with a final note in both staves.

7. Up and Down the Stairs



Musical score for 'Up and Down the Stairs' in 4/4 time. The score consists of two systems of piano accompaniment. The first system has a bass clef on the left and a treble clef on the right. The second system has a treble clef on the left and a bass clef on the right. Fingerings are indicated by numbers 1-5 above or below notes. The piece concludes with a double bar line and repeat dots.

8. Running Down A Hill



Musical score for 'Running Down A Hill' in 4/4 time. The score is for piano and includes a tempo change. It begins with a **Presto** tempo marking. The right hand (R.H.) plays a series of eighth-note runs, while the left hand (L.H.) provides a simple accompaniment. The tempo then changes to **Moderato**. The score ends with a double bar line and repeat dots.

9. Deep Knee Bend



First system of musical notation for 'Deep Knee Bend'. It consists of two staves (treble and bass clef) in 4/4 time with a key signature of two sharps (F# and C#). The right hand (R.H.) is indicated. The melody features a sequence of chords and single notes, with a prominent descending line in the bass clef. Fingerings are indicated with numbers 1, 2, 5, and 5. A dashed line connects the notes in the bass clef, showing a descending path.

Second system of musical notation for 'Deep Knee Bend'. It continues the piece with similar chordal and melodic patterns. The right hand continues with chords and single notes, while the left hand plays a descending line. Fingerings are indicated with numbers 1, 2, 5, and 5. A dashed line connects the notes in the bass clef, showing a descending path.

10. Leap Frog



First system of musical notation for 'Leap Frog'. It consists of two staves (treble and bass clef) in 4/4 time with a key signature of two sharps (F# and C#). The piece features a series of chords and triplets. The bass clef has a triplet of notes (F#, C#, F#) with a '3' above it. The treble clef has a triplet of notes (F#, C#, F#) with a '3' above it. Vertical lines with 'V' above them indicate chord changes.

Second system of musical notation for 'Leap Frog'. It continues the piece with similar chordal and melodic patterns. The bass clef has a triplet of notes (F#, C#, F#) with a '3' above it. The treble clef has a triplet of notes (F#, C#, F#) with a '3' above it. Vertical lines with 'V' above them indicate chord changes.

11. Climbing



Musical score for piano, consisting of five systems of two staves each. The music is in 4/4 time and features various rhythmic patterns, including triplets and sixteenth notes. Fingerings are indicated by numbers 1-5 above or below notes. The score includes dynamic markings such as *mf* and *f*, and articulation marks like slurs and accents. The piece concludes with a final chord in the right hand.

12. Fit as a Fiddle and Ready To Go



A musical score for the piece 'Fit as a Fiddle and Ready To Go'. The score is written in 4/4 time and consists of four systems of two staves each. The first two systems are for the right hand (treble clef), and the last two systems are for the left hand (bass clef). The music features various rhythmic patterns, including eighth and sixteenth notes, and rests. Fingerings are indicated by numbers 1, 3, and 5. The score concludes with a double bar line and a repeat sign.