

To my daughter "Pat"

A DOZEN A DAY

Many people do exercises every morning before they go to work.

Likewise—we should all give our fingers exercises every day BEFORE we begin our practicing.

The purpose of this book is to help develop strong hands and flexible fingers, and a firm touch.

The finger exercises may be played slowly and softly at first; then gradually faster and louder.

The chord exercises may be played *mp*, *mf*, and *f*, for variation, and at a moderate rate of speed.

Do not try to learn the entire first dozen exercises the first week you study this book! Just learn two or three exercises and do them each day *before* practicing. When these are mastered, add another, then another, and keep adding until the twelve can be played perfectly.

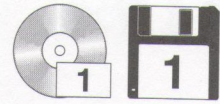
When the first dozen—or Group I has been mastered and perfected—Group II may be introduced in the same manner.

When the entire book is finished, any of the groups may be transposed to different keys. In fact, this should be encouraged.

EDNA-MAE BURNAM


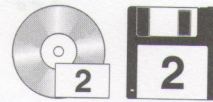
Group I

1. Walking and Running



1st time—*legato* (smooth, connected)
2nd time—*staccato* (sharp, detached)

2. Skipping



legato—staccato

3. Hopping



staccato

4. Deep Breathing



Musical notation for '4. Deep Breathing' in 4/4 time. The piece consists of two staves (treble and bass clef). The melody in the treble clef starts with a whole note chord (C4, E4, G4) and a half note (A4), followed by a series of quarter notes: B4, A4, G4, F4, E4, D4, C4. The bass clef accompaniment features a steady quarter-note bass line: C3, D3, E3, F3, G3, A3, B3, C4.

5. Deep Knee Bend



Slowly

Musical notation for '5. Deep Knee Bend' in 4/4 time. The piece consists of two staves. The melody in the treble clef starts with a whole note chord (C4, E4, G4) and a half note (A4), followed by a series of quarter notes: B4, A4, G4, F4, E4, D4, C4. The bass clef accompaniment features a steady quarter-note bass line: C3, D3, E3, F3, G3, A3, B3, C4.

6. Stretching



Musical notation for '6. Stretching' in 4/4 time. The piece consists of two staves. The melody in the treble clef starts with a whole note chord (C4, E4, G4) and a half note (A4), followed by a series of quarter notes: B4, A4, G4, F4, E4, D4, C4. The bass clef accompaniment features a steady quarter-note bass line: C3, D3, E3, F3, G3, A3, B3, C4. A dashed line with the label 'L.H.' points to the final notes of the melody.

7. Stretching Right Leg Up



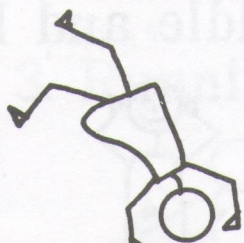
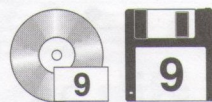
Musical notation for exercise 7, featuring a treble and bass clef with a 4/4 time signature. The melody in the treble clef consists of quarter notes on the notes G4, A4, B4, and C5, with a fermata over the final C5. The bass clef contains whole rests. A finger number '5' is written above the first note in both staves.

8. Stretching Left Leg



Musical notation for exercise 8, featuring a treble and bass clef with a 4/4 time signature. The melody in the bass clef consists of quarter notes on the notes G3, A3, B3, and C4, with a fermata over the final C4. The treble clef contains whole rests. A finger number '5' is written below the first note in the bass clef.

9. Cartwheels




1 x a

1 x a 2 x a 3 x a


Musical notation for exercise 9, featuring a treble and bass clef with a 4/4 time signature. The piece is in 4/4 time and consists of three measures of triplets. The right hand (R.H.) plays a triplet of eighth notes (G4, A4, B4) in the first measure, followed by a triplet of eighth notes (C5, B4, A4) in the second measure, and a triplet of eighth notes (G4, F4, E4) in the third measure. The left hand (L.H.) plays a triplet of eighth notes (G3, A3, B3) in the first measure, followed by a triplet of eighth notes (C4, B3, A3) in the second measure, and a triplet of eighth notes (G3, F3, E3) in the third measure. Fingerings are indicated with numbers 1, 2, 3, 4, 5. The notation includes 'R.H.' and 'L.H.' labels, and a 'L.H. va' (various) marking in the final measure.

10. The Splits



legato—staccato

11. Standing on Head



legato—staccato


12. Fit as a Fiddle and Ready To Go



legato—staccato


Group II

1. Morning Stretch



Musical notation for 'Morning Stretch' in 4/4 time. It consists of two staves (treble and bass clef) with chords and single notes. Brackets are placed under the first three measures, and a dashed line is under the fourth measure.


2. Walking



legato—staccato

Musical notation for 'Walking' in 4/4 time. It features a melody in the treble clef and a bass line in the bass clef, both using eighth notes. The notation is marked with 'legato—staccato'.

3. Running



legato—staccato

Musical notation for 'Running' in 4/4 time. It features a melody in the treble clef and a bass line in the bass clef, both using eighth notes. The notation is marked with 'legato—staccato'.

4. High Stepping




legato—staccato

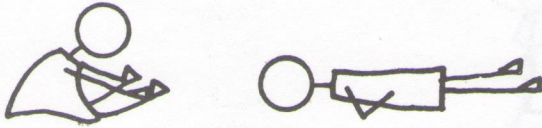
5. Jumping



6. Kicking Right Leg




10. Sitting Up and Lying Down



legato—staccato

11. A Hard Trick



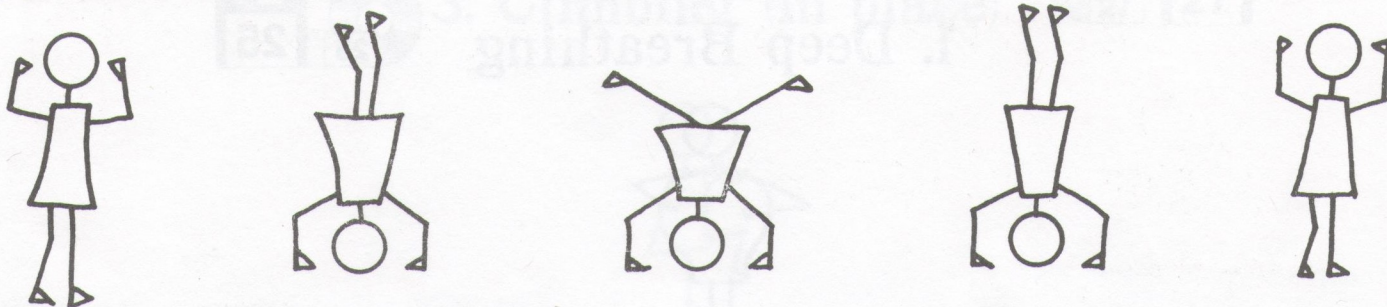
Practise this first:

legato—staccato

Then practise this:

legato—staccato


Now do the whole trick:



legato—staccato

Musical notation for a handstand sequence in 4/4 time. The piece is marked *legato—staccato*. The melody is written in the treble clef and the bass line in the bass clef. Fingerings are indicated by numbers 1, 3, 1, 4, 1, 3, 1, 5, 1, 3, 1, 4, 1, 3, 1, 5. Slurs are used to indicate legato passages, and staccato markings are present for some notes.

12. Fit as a Fiddle and Ready To Go




Musical notation for the first system of the piece 'Fit as a Fiddle and Ready To Go' in 4/4 time. The melody is in the treble clef and the bass line in the bass clef. Fingerings 1, 3, 1 are shown. Handwritten annotations include a '3' above a note in the treble clef and '2 4 1' above notes in the bass clef.

Musical notation for the second system of the piece 'Fit as a Fiddle and Ready To Go' in 4/4 time. The melody is in the treble clef and the bass line in the bass clef. Fingerings 5, 1, 3 are shown. A handwritten '1 2' is visible in the bass clef.

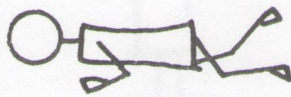

Group III

1. Deep Breathing



C G F G C G C

2. Rolling



legato—staccato

3. Climbing (in place)



legato—staccato

simile

Detailed description: This block contains the first system of musical notation for 'Climbing (in place)'. It consists of two staves, treble and bass clef, in 4/4 time. The treble staff begins with a melodic line of eighth notes, marked with fingerings 1, 2, 3, 1, 1, 1, 1. The bass staff provides a rhythmic accompaniment with eighth notes, marked with fingerings 3, 2, 1, 3, 3, 3, 3. The first measure is marked 'legato—staccato'. The second measure is marked 'simile'. The system concludes with a double bar line.

Detailed description: This block contains the second system of musical notation for 'Climbing (in place)'. It continues the two-staff format. The treble staff has a melodic line with eighth notes and fingerings 3, 2, 1, 3, 3, 3, 3. The bass staff has a rhythmic accompaniment with eighth notes and fingerings 1, 2, 3, 1, 1, 1, 1. The system concludes with a double bar line.


4. Tip-toe Running (in place)



simile

Detailed description: This block contains the first system of musical notation for 'Tip-toe Running (in place)'. It consists of two staves, treble and bass clef, in 4/4 time. The treble staff has a melodic line of eighth notes with fingerings 3, 2, 1, 3, 2, 1, 3, 2, 1, 3, 2, 1. The bass staff has a rhythmic accompaniment with eighth notes and fingerings 3, 2, 1, 3, 2, 1, 3, 2, 1. The first measure is marked 'simile'. The system concludes with a double bar line.

5. Baby Steps



legato—staccato

Musical score for 'Baby Steps' in 4/4 time. The piece is marked 'legato—staccato'. The score consists of two staves, treble and bass. The treble staff begins with a sequence of notes: C4, D4, E4, F4, G4, A4, B4, C5, D5, E5, F5, G5, A5, B5, C6, D6, E6, F6, G6, A6, B6, C7, D7, E7, F7, G7, A7, B7, C8. The bass staff begins with a sequence of notes: C3, D3, E3, F3, G3, A3, B3, C4, D4, E4, F4, G4, A4, B4, C5, D5, E5, F5, G5, A5, B5, C6, D6, E6, F6, G6, A6, B6, C7, D7, E7, F7, G7, A7, B7, C8. The piece ends with a double bar line and repeat dots.

6. Giant Steps




Musical score for 'Giant Steps' in 4/4 time. The score consists of two staves, treble and bass. The treble staff begins with a sequence of notes: C4, E4, G4, B4, D5, F5, A5, C6, E6, G6, B6, D7, F7, A7, C8. The bass staff begins with a sequence of notes: C3, E3, G3, B3, D4, F4, A4, C5, E5, G5, B5, D6, F6, A6, C7, E7, G7, B7, D8, F8, A8, C9. The piece ends with a double bar line and repeat dots.

7. Jumping Rope



Musical score for 'Jumping Rope' in 4/4 time. The score consists of two staves, treble and bass. The treble staff begins with a sequence of notes: C4, E4, G4, B4, D5, F5, A5, C6, E6, G6, B6, D7, F7, A7, C8. The bass staff begins with a sequence of notes: C3, E3, G3, B3, D4, F4, A4, C5, E5, G5, B5, D6, F6, A6, C7, E7, G7, B7, D8, F8, A8, C9. The piece ends with a double bar line and repeat dots.


8. Somersaults





9. Touching Toes



10. Ballet Exercise "Entre chat quatre"




11. The Splits



legato—staccato


12. Fit as a Fiddle and Ready To Go



legato—staccato


Group IV

1. Morning Stretch



A musical score for 'Morning Stretch' in 4/4 time. It consists of two staves, treble and bass. The melody in the treble clef starts on a middle C, moves up to G, then to B, and finally to D. The bass line provides accompaniment with chords and single notes. Fingering numbers 1 and 5 are indicated above and below notes. A dashed box at the end of the piece indicates a repeat or continuation.


2. Climbing (in place)



legato—staccato


A musical score for 'Climbing (in place)' in 4/4 time. It consists of two staves, treble and bass. The treble clef features a melodic line with slurs and accents, moving up stepwise. The bass clef features a rhythmic accompaniment of quarter notes. The instruction 'legato—staccato' is written above the first measure. Fingering numbers 1 and 4 are indicated. The piece ends with a double bar line and repeat dots.

3. Tip-toe Running (in place)



Musical score for 'Tip-toe Running (in place)'. It consists of two staves, treble and bass clef, in 4/4 time. The melody is a simple sequence of eighth notes: 4 3 2 1 4 3 2 1 4. The bass line is a simple sequence of eighth notes: 4 3 2 1 4 3 2 1 4. The piece is divided into three measures.

4. Running





legato—staccato

Musical score for 'Running' (first system). It consists of two staves, treble and bass clef, in 4/4 time. The melody is a sequence of eighth notes: 1 5 5 1. The bass line is a sequence of eighth notes: 5 1 5 1. The piece is divided into two measures.

Musical score for 'Running' (second system). It consists of two staves, treble and bass clef, in 4/4 time. The melody is a sequence of eighth notes: 1 5 5 1. The bass line is a sequence of eighth notes: 5 1 5 1. The piece is divided into two measures.

5. Cartwheels



A musical score for 'Cartwheels' in 4/4 time. It consists of two systems of piano accompaniment. The first system has two staves: the right staff (treble clef) and the left staff (bass clef). The right staff contains a melody of eighth notes, and the left staff contains a bass line with fingerings 5, 4, 2, 1 and 1, 2, 4, 5. The second system also has two staves, with the right staff continuing the melody and the left staff providing accompaniment. The piece ends with a final chord in the right hand and a whole note in the left hand.

6. Touching Toes



A musical score for 'Touching Toes' in 4/4 time. It consists of two staves: the right staff (treble clef) and the left staff (bass clef). The score is written in block chords, with dashed lines connecting the notes between the two staves to show their relationship. The piece is divided into six measures, each containing a chord in both hands.

7. Hopping



The first system of musical notation for 'Hopping'. It consists of a grand staff with a treble clef on top and a bass clef on the bottom. The time signature is 4/4. The treble staff contains a sequence of eighth notes with fingerings 1, 5, 1, 5, 1, 5, 1, 5, 1, 5, 1, 5. The bass staff contains whole notes.

The second system of musical notation for 'Hopping'. It consists of a grand staff with a treble clef on top and a bass clef on the bottom. The time signature is 4/4. The treble staff contains whole notes. The bass staff contains eighth notes with fingerings 5, 1, 5, 1, 5, 1, 5, 1, 5, 1, 5, 1, 5, 1, 5, 1.

8. Baby Steps





The first system of musical notation for 'Baby Steps'. It consists of a grand staff with a treble clef on top and a bass clef on the bottom. The time signature is 4/4. The treble staff contains eighth notes with a 'legato—staccato' instruction. The bass staff contains eighth notes. Fingerings are indicated as 2-1, 3-2, 4-3 in the bass staff.

9. Giant Steps



Musical score for 'Giant Steps' in 4/4 time. The score consists of two systems of piano accompaniment. The first system has two staves (treble and bass clef) with various notes and rests. Fingerings are indicated with numbers 1 and 5. The second system continues the piece with similar notation.


10. Flinging Arms Out and Back



legato—staccato

Musical score for 'Flinging Arms Out and Back' in 4/4 time. The score consists of two systems of piano accompaniment. The first system has two staves (treble and bass clef) with notes and rests. The second system continues the piece with similar notation.

11. Standing on Head



legato—staccato

Musical notation for the first system of 'Standing on Head'. It consists of a grand staff with a treble and bass clef. The key signature has one sharp (F#) and the time signature is 4/4. The melody in the treble clef starts with a quarter note G4, followed by eighth notes A4, B4, C5, and D5. The bass clef accompaniment starts with a quarter note G2, followed by eighth notes A2, B2, C3, and D3. Fingerings are indicated with numbers 1, 3, 1, 5, 1, 1, 3, 1.

Musical notation for the second system of 'Standing on Head'. It continues the melody and accompaniment from the first system. The treble clef melody includes a triplet of eighth notes (G4, A4, B4) and a quarter note C5. The bass clef accompaniment includes a triplet of eighth notes (G2, A2, B2) and a quarter note C3. The system concludes with a double bar line and repeat dots.

12. Fit as a Fiddle and Ready To Go



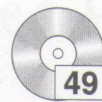
legato—staccato

Musical notation for the first system of 'Fit as a Fiddle and Ready To Go'. It consists of a grand staff with a treble and bass clef. The key signature has one sharp (F#) and the time signature is 4/4. The treble clef melody starts with a quarter note G4, followed by eighth notes A4, B4, C5, and D5. The bass clef accompaniment starts with a quarter note G2, followed by eighth notes A2, B2, C3, and D3. Fingerings are indicated with numbers 3, 1, 5, 1, 3.

Musical notation for the second system of 'Fit as a Fiddle and Ready To Go'. It continues the melody and accompaniment from the first system. The treble clef melody includes a quarter note G4, followed by eighth notes A4, B4, C5, and D5. The bass clef accompaniment includes a quarter note G2, followed by eighth notes A2, B2, C3, and D3. The system concludes with a double bar line and repeat dots.

Group V

1. Deep Breathing



The first system of musical notation for 'Deep Breathing' consists of two staves. The upper staff is in treble clef with a 3/4 time signature, and the lower staff is in bass clef with a 3/4 time signature. Both staves contain a series of chords, with the bass staff chords being more complex than the treble staff chords. Brackets are placed below the staves to indicate the duration of the chords.

The second system of musical notation for 'Deep Breathing' also consists of two staves. The upper staff is in treble clef and the lower staff is in bass clef. This system features more complex chordal structures, including some chords with multiple notes in the treble clef. Brackets are used to mark the end of the musical phrases.


2. Touching Toes



The first system of musical notation for 'Touching Toes' consists of two staves. The upper staff is in treble clef with a 4/4 time signature, and the lower staff is in bass clef with a 4/4 time signature. The music features a steady rhythm of chords in the treble clef and single notes or simple chords in the bass clef. Brackets are used to indicate the duration of the notes and chords.

The second system of musical notation for 'Touching Toes' consists of two staves. The upper staff is in treble clef and the lower staff is in bass clef. This system continues the rhythmic pattern of the first system, with chords in the treble clef and notes in the bass clef. Brackets are used to mark the end of the musical phrases.


3. Hopping



Musical notation for the first system of 'Hopping', featuring a treble and bass clef with a 4/4 time signature. The melody in the treble clef consists of eighth notes with fingerings 1 and 5. The bass clef accompaniment consists of eighth notes with a fingering of 5.


Musical notation for the second system of 'Hopping', continuing the melody and accompaniment from the first system.

4. Climbing a Ladder



Musical notation for the first system of 'Climbing a Ladder', featuring a treble and bass clef with a 4/4 time signature. The piece is marked *legato—staccato*. The treble clef melody includes fingerings 1 3 1 3 1 2 3 1 and 3 1 3 1. The bass clef accompaniment includes fingerings 1 3 1 3 2 1 3 1 and 3 1 3 2 1. The system concludes with repeat signs.

5. Jumping Rope (Slow, and "Red Pepper")




Slow

Musical notation for the 'Slow' section of 'Jumping Rope'. It consists of two staves in 4/4 time. The melody is in the treble clef, and the bass line is in the bass clef. The melody features a sequence of eighth notes with fingerings 5, 1, 5, 1, 5, 1, 5, 1. The bass line consists of a steady eighth-note accompaniment with fingerings 1, 5, 1, 5.

"Red Pepper"

Musical notation for the "'Red Pepper'" section of 'Jumping Rope'. It consists of two staves in 4/4 time. The melody is in the treble clef, and the bass line is in the bass clef. The melody features a sequence of eighth notes with fingerings 1, 5, 1, 5, 1, 5, 1, 5. The bass line consists of a steady eighth-note accompaniment with fingerings 1, 5, 1, 5.



6. Swinging Arms




legato—staccato

Musical notation for the 'Swinging Arms' section. It consists of two staves in 4/4 time. The melody is in the treble clef, and the bass line is in the bass clef. The melody features a sequence of eighth notes with fingerings 1, 2, 3, 1, 2, 4, 1, 2, 3, 4. The bass line consists of a steady eighth-note accompaniment with fingerings 5, 4, 2, 5, 3, 2, 1. The notation includes slurs and accents, and the instruction *legato—staccato* is written above the first measure.

Continuation of the musical notation for the 'Swinging Arms' section, consisting of two staves in 4/4 time. The melody is in the treble clef, and the bass line is in the bass clef. The melody features a sequence of eighth notes with fingerings 1, 2, 3, 1, 2, 4, 1, 2, 3, 4. The bass line consists of a steady eighth-note accompaniment with fingerings 5, 4, 2, 5, 3, 2, 1.

7. Hand Springs





Handwritten musical score for "Hand Springs" in 4/4 time. The score consists of two systems of piano accompaniment. The first system has four measures, and the second system has four measures. The right hand (R.H.) and left hand (L.H.) parts are clearly labeled. The music features triplet patterns in both hands, with fingerings such as 1, 3, 5 and 5, 3, 1. The key signature has one flat (B-flat), and the time signature is 4/4. The piece concludes with a fermata over the final note of the right hand.

8. Walking Like a Duck



Handwritten musical score for "Walking Like a Duck" in 4/4 time. The score consists of two systems of piano accompaniment, each with four measures. The music is characterized by a rhythmic pattern of eighth notes, with a 'quack' sound effect represented by a beamed eighth note followed by a quarter rest. Fingerings are indicated throughout, such as 3, 1, 5 and 1, 3, 5. The key signature has one flat (B-flat), and the time signature is 4/4.

9. Bear Walk





Musical notation system 1: Treble and bass clefs, 4/4 time signature. Fingerings: 2 1, 5 2, 2 1, 5 2, 2 1.

Musical notation system 2: Treble and bass clefs, 4/4 time signature. Fingerings: 4, 5 2, 1 2, 5 2, 1 2, 5 2.

Musical notation system 3: Treble and bass clefs, 4/4 time signature. Fingerings: 2 1, 5 2, 5 2, 1 2.

Musical notation system 4: Treble and bass clefs, 4/4 time signature.


10. Sliding Down the Bannister



81 *Glissando*

81 *Gliss.*

11. A Hard Trick



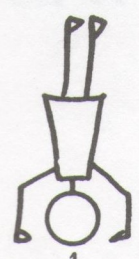
Practise this first:

legato—staccato

Now practise this:

legato—staccato


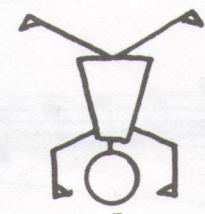
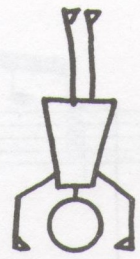
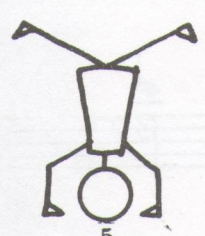
Now do the whole trick:




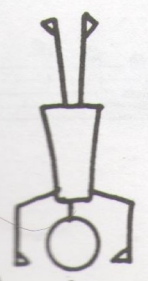
legato—staccato



Musical notation for the first system, including treble and bass clefs, notes, and fingerings.




Musical notation for the second system, including treble and bass clefs, notes, and fingerings.



Musical notation for the third system, including treble and bass clefs, notes, and fingerings.

12. Fit as a Fiddle and Ready To Go



legato—staccato

Musical notation for the first system, measures 1-2. The piece is in 4/4 time. The first measure contains a melodic line in the treble clef starting on G4, moving up stepwise to D5, and a bass line with a whole note chord of G2, B2, and D3. The second measure continues the melodic line in the treble clef and has a bass line with a whole note chord of G2, B2, and D3. A first finger fingering (1) is indicated above the first note of the melodic line in both measures.

Musical notation for the second system, measures 3-4. The melodic line in the treble clef continues from the previous system. The bass line in measure 3 has a whole note chord of G2, B2, and D3. In measure 4, the bass line has a whole note chord of G2, B2, and D3, with a first finger fingering (1) above the first note of the melodic line.

Musical notation for the third system, measures 5-6. The melodic line in the treble clef continues. The bass line in measure 5 has a whole note chord of G2, B2, and D3, with a fifth finger fingering (5) below the first note of the melodic line. In measure 6, the bass line has a whole note chord of G2, B2, and D3, with a fifth finger fingering (5) below the first note of the melodic line.

Musical notation for the fourth system, measures 7-8. The melodic line in the treble clef continues. The bass line in measure 7 has a whole note chord of G2, B2, and D3, with a fifth finger fingering (5) below the first note of the melodic line. In measure 8, the melodic line has a first finger fingering (1) above the first note, and the bass line has a whole note chord of G2, B2, and D3. The system ends with a double bar line and repeat dots.